

RESIDENTIAL



EASE OF INSTALLATION AND SERVICEABILITY

- Compact Design to Save Space
- Wi-Fi Technology for Remote Monitoring and Management
- Simple Gas Conversion

OPTIONAL ACCESSORIES

ScaleCutter, Additional Controllers, Pipe Cover, EZConnect™ Cables, Control-R™ Wi-Fi Module, Wireless Accessories, and many more.

Visit rinnai.us for a complete list of accessories.

HIGH-EFFICIENCY (NON-CONDENSING) TANKLESS WATER HEATER

| | |
|------------------------------------|--|
| Installation Type | Internal (Indoor) Residential Applications; Certified for installation in Manufactured (Mobile) Homes |
| Model Number | V65i (REU-VC2025FFU-US) |
| Approved Gas Types | Natural and Propane |
| High Altitude Approved | Up to 10,200 ft. (3,109 m) |
| Water Flow Control | Water Flow Sensor, Electronic Water Control and Fixed Bypass Control |
| Uniform Energy Factor (UEF) | 0.80 |
| Energy Factor (For Canada) | 0.82 |
| Controller | Included: MC-91-2US Optional: MC-100V-1US (Deluxe), BC-100V-1US (Bathroom), MCC-91-2US (Hydronic Applications), Control-R™ Wi-Fi Module |
| Certifications | AHRI, ANSI Z21.10.3, and CSA 4.3 |

Warranty

- Heat Exchanger: 10 years* for residential and hydronic applications, increased to 12 years* if installed with an isolation valve kit
- All Other Parts and Components: 5 Years*
- Reasonable Labor: 1 Year

* 3 years if used as a circulation water heater within a circulation loop when the water heater is in series with a circulation system and all circulating water flows through the water heater. Refer to the Tankless Water Heater Installation and Operation manual for complete warranty information.

Safety Devices

Flame Failure - Flame Rod, Boiling Protection, Combustion Fan RPM Check, Over Current - Glass Fuse, Remaining Flame (OHS), Thermal Fuse and Automatic Frost Protection

Included with Purchase

Tankless Water Heater and MC-91-2 Temperature Controller

Additional Features

- Complies with South Coast Air Quality Management District 14 ng/J or 20 ppm NOx Emission Levels
- Ultra Low NOx
- 1/2 in. (13 mm) Gas Line Compatible
- Wi-Fi Capable



CERTIFIED TO ANSI Z21.10.3 — CSA 4.3

TECHNICAL SPECIFICATIONS

| SPECIFICATION | | V65i |
|------------------------------------|-------------------|--|
| Dimensions - w, h, d | | 14.04 in. x 22.95 in. x 9.27 in. (356.6 mm x 583 mm x 235.5 mm) |
| Minimum Gas Consumption Btu/h | | 10,300 |
| Maximum Gas Consumption Btu/h | | 150,000 |
| Flow Rate ¹ (Min - Max) | | 0.26 - 6.5 GPM (1.0 - 24.6 L/min) |
| Weight | | 45.6 lbs. (20.7 kg.) |
| Sound Level | | 55 dB |
| Electrical | Normal | 76 W |
| | Standby | 2 W |
| | Freeze Protection | 120 W |
| | Max | 4 Amps |
| | Fuse | 10 Amps |
| Temperature (with remote) | | 98° - 120° F (37°C - 49°C) (factory default) 98° - 160° F (37° - 71° C) available with the MCC-91-2 controller for hydronic applications |
| Temperature (without remote) | | 120° F (49°C) (factory default) or 140° F (60°C) |
| Gas Supply Pressure ² | | <ul style="list-style-type: none"> Natural: 4 in. w.c. - 10.5 in. w.c. (10 mbar – 26.1 mbar) Propane: 8 in. w.c. - 13.5 in. w.c. (20 mbar – 33.6 mbar) |
| Ignition System | | Direct Electronic Ignition |
| Electronic Connections | | <ul style="list-style-type: none"> Appliance: AC 120 Volts, 60Hz. Temperature Controller: DC 12 Volts (Digital) |
| Water Supply Pressure | | <ul style="list-style-type: none"> Minimum: 20 PSI (Recommended 30-80 PSI for max performance) Maximum: 150 PSI |
| Controller Cable | | Non-Polarized Two Core Cable (Minimum 22 AWG) |
| Service Connections | | <ul style="list-style-type: none"> Gas Supply: 3/4 in. (19 mm) NPT Cold Water Inlet: 3/4 in. (19 mm) NPT Hot Water Outlet: 3/4 in. (19 mm) NPT Condensate Drain: 1/2 in. (13 mm) NPT |
| Clearances from Combustibles | | <ul style="list-style-type: none"> Top: 6 in. (152 mm) Bottom/Ground: 12 in. (305 mm) Front (Panel): 6 in. (152 mm)* Back: 0 in. Sides: 2 in. (51 mm) From Vent Pipe: 0 in. |
| Clearances from Non-Combustibles | | <ul style="list-style-type: none"> Top: 2 in. (51 mm) Bottom/Ground: 12 in. (305 mm) Front (Panel): 6 in. (152 mm)* Back: 0 in. Sides: 1/2 in. (13 mm) From Vent Pipe: 0 in. |

* Clearance for servicing is 24 in. (610 mm) in front of water heater

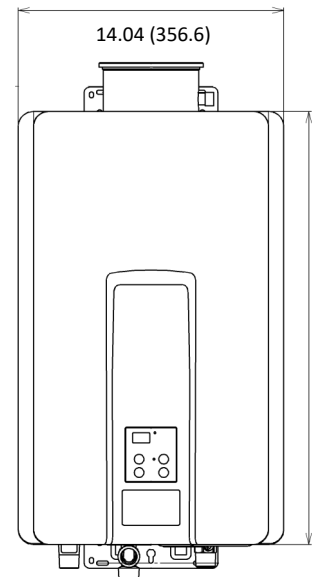
¹ Minimum flow may vary slightly depending on the temperature setting and the inlet water temperature. Minimum activation flow is 0.4 GPM (1.5 L/min).

² The maximum gas supply pressure must not exceed the value specified by the manufacturer.

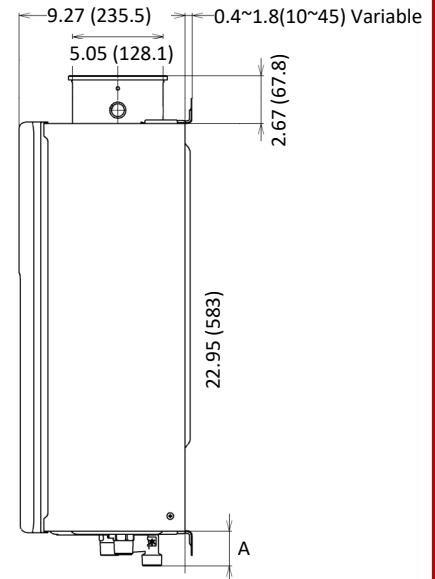
DIMENSIONS

in. (mm)

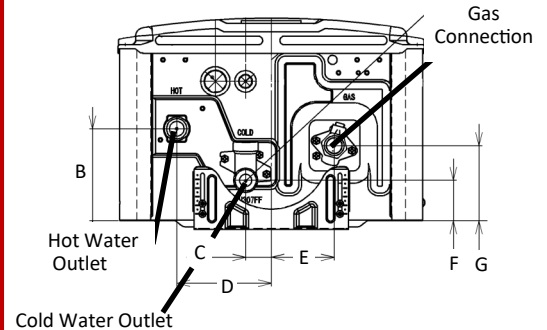
FRONT



SIDE



BOTTOM



| DIMENSION | Inches (mm) | DIMENSION | Inches (mm) |
|-----------|--------------|-----------|-------------|
| A (GAS) | 1.31 (33.2) | D | 4.33 (110) |
| A (COLD) | 1.93 (49) | E | 2.89 (73.3) |
| A (HOT) | 1.35 (34.4) | F | 1.85 (47) |
| B | 4.21 (106.9) | G | 3.44 (87.3) |
| C | 1.17 (29.8) | | |

WATER FLOW CURVE

